


Introductory sub-table (I)(a)			
Name of the Company: WESTLIFE DEVELOPMENT LTD.			
Scrip Code, Name of the scrip, class of security: 505533 - EQUITY			
Shareholding Pattern as on 30th September, 2015			
Partly paid-up shares:-	No. of partly paid-up shares	As a % of total no. of partly paid-up shares	As a % of total no. of shares of the company
Held by promoter/promoter group		0	0
Held by public		0	0
Total - D	0	0	0
Outstanding convertible securities:- No. of outstanding securities		As a % of total no. of outstanding convertible securities	As a % of total no. of shares of the company, assuming full conversion of the convertible securities
Held by promoter/promoter group		0	0
Held by public		0	0
Total - E	0	0	0
Warrants:-	No. of warrants	As a % of total no. of warrants	As a % of total no. of shares of the company, assuming full conversion of warrants
Held by promoter/promoter group		0	0
Held by public		0	0
Total - F	0	0	0
Total paid-up capital of the company, assuming full conversion of warrants and convertible securities		155536995	100



Westlife Development Limited 100


Dr. Shatadru Bhargava
Dr. Shatadru Bhargava
Company Secretary

Statement Showing Shareholding Pattern								
Category code	Category of Shareholder	Number of Shareholders	Table (I)(a)		Total shareholding as a percentage of total number of shares		Shares Pledged or otherwise encumbered	
			Total number of shares	Number of shares held in dematerialized form	As a percentage of (A+B) ¹	As a percentage of (A+B+C)	Number of shares	As a percentage
(I)	(II)	(III)	(IV)	(V)	(VI)	(VII)	(VIII)	(IX) = (VIII)/(IV)*100
(A)	Shareholding of Promoter and Promoter Group							
1	Indian							
(a)	Individuals/ Hindu Undivided Family	7	3756538	3756538	2.41	2.41	0.00	0.00
(b)	Central Government/ State Government(s)	0	0	0	0.00	0.00	0.00	0.00
(c)	Bodies Corporate	6	80799729	80799729	51.95	51.95	0.00	0.00
(d)	Financial Institutions/ Banks	0	0	0	0.00	0.00	0.00	0.00
(e)	Any Others(Specify)	0	0	0	0.00	0.00	0.00	0.00
	Sub Total(A)(1)	13	84556267	84556267	54.36	54.36	0.00	0.00
2	Foreign							
a	Individuals (Non-Residents Individuals/ Foreign Individuals)	3	289569	289569	0.19	0.19	0.00	0.00
b	Bodies Corporate	1	11881640	11881640	7.64	7.64	0.00	0.00
c	Institutions	0	0	0	0.00	0.00	0.00	0.00
d	Qualified Foreign Investor	0	0	0	0.00	0.00	0.00	0.00
e	Any Others(Specify)	0	0	0	0.00	0.00	0.00	0.00
	Sub Total(A)(2)	4	12171209	12171209	7.83	7.83	0.00	0.00
	Total Shareholding of Promoter and Promoter Group (A)= (A)(1)+(A)(2)	17	96727476	96727476	62.19	62.19	0.00	0.00
(B)	Public shareholding							
1	Institutions							
(a)	Mutual Funds/ UTI	6	6570677	6570677	4.22	4.22	0.00	0.00
(b)	Financial Institutions/ Banks	1	50	50	0.00	0.00	0.00	0.00
(c)	Central Government/ State Government(s)	0	0	0	0.00	0.00	0.00	0.00
(d)	Venture Capital Funds	0	0	0	0.00	0.00	0.00	0.00
(e)	Insurance Companies	0	0	0	0.00	0.00	0.00	0.00
(f)	Foreign Institutional Investors	36	26842114	26842114	17.26	17.26	0.00	0.00
(g)	Foreign Venture Capital Investors	0	0	0	0.00	0.00	0.00	0.00
(h)	Qualified Foreign Investor	0	0	0	0.00	0.00	0.00	0.00



Shobhu Singhania
Dr. Shobhu Singhania
Company Secretary

Statement Showing Shareholding Pattern								
Category code	Category of Shareholder	Number of Shareholders	Table (I)(a)		Total shareholding as a percentage of total number of shares		Shares Pledged or otherwise encumbered	
			Total number of shares	Number of shares held in dematerialized form	As a percentage of (A+B) ¹	As a percentage of (A+B+C)	Number of shares	As a percentage
(I)	(II)	(III)	(IV)	(V)	(VI)	(VII)	(VIII)	(IX)= (VIII)/(IV)*100
(i)	Any Other (specify)	0	0	0	0.00	0.00	0.00	0.00
	Sub-Total (B)(1)	43	33412841	33412841	21.48	21.48	0.00	0.00
B 2	Non-institutions							
(a)	Bodies Corporate	91	11374428	11374428	7.31	7.31	0.00	0.00
(b)	Individuals	0	0	0	0.00	0.00	0.00	0.00
I	Individuals -i. Individual shareholders holding nominal share capital up to Rs 1 lakh	1099	396487	396487	0.25	0.25	0.00	0.00
II	ii. Individual shareholders holding nominal share capital in excess of Rs. 1 lakh.	3	13613715	13613715	8.75	8.75	0.00	0.00
(c)	Qualified Foreign Investor	0	0	0.00	0.00	0.00	0.00	0.00
(d)	Any Other (specify)	0	0	0.00	0.00	0.00	0.00	0.00
(d-i)	Non resident (non-repatriation)	13	5578	5578	0.00	0.00	0.00	0.00
(d-ii)	Non resident (repatriation)	25	6470	6470	0.00	0.00	0.00	0.00
	Sub-Total (B)(2)	1231	25396678	25396678	16.33	16.33	0.00	0.00
(B)	Total Public Shareholding (B)= (B)(1)+(B)(2)	1274	58809519	58809519	37.81	37.81	0.00	0.00
	TOTAL (A)+(B)	1291	155536995	155536995	100.00	100.00	0.00	0.00
(C)	Shares held by Custodians and against which Depository Receipts have been issued							
1	Promoter and Promoter Group	0.00	0.00	0.00	0.00	0.00	0.00	0.00
2	Public	0.00	0.00	0.00	0.00	0.00	0.00	0.00
	Sub-Total (C)	0.00	0.00	0.00	0.00	0.00	0.00	0.00
	GRAND TOTAL (A)+(B)+(C)	1291	155536995	155536995	0.00	100.00	0.00	0.00




Shatadru Singhania
 Dr. Shatadru Singhania
 Company Secretary

(I)(b) Statement showing holding of securities (including shares, warrants, convertible securities) of persons belonging to the category "Promoter and Promoter Group"

Sr. No.	Name of the shareholder	Details of Shares held		Encumbered shares (*)			Details of warrants		Details of convertible securities		Total shares (including underlying shares assuming full conversion of warrants and convertible securities) as a % of diluted share capital
		Number of shares held	As a % of grand total (A)+(B)+(C)	No.	As a percentage	As a % of grand total (A)+(B)+(C) of sub-clause (I)(a)	Number of warrants held	As a % total number of warrants of the same class	Number of convertible securities held	As a % total number of convertible securities of the same class	
(i)	(ii)	(iii)	(iv)	(v)	(vi)=(v)/(iii)*100	(vii)	(viii)	(ix)	(x)	(xi)	(xii)
1	Horizon Impex Pvt. Ltd.	47285325	30.40	0	0.00	0.00	0	0	0	0	0.00
2	Subh Ashish Exim Pvt. Ltd.	33233707	21.37	0	0.00	0.00	0	0	0	0	0.00
3	Makino Holdings Ltd.	11881640	7.64	0	0.00	0.00	0	0	0	0	0.00
4	Smt. Smita Jatia	3125250	2.01	0	0.00	0.00	0	0	0	0	0.00
5	Shri Amit Jatia	630000	0.41	0	0.00	0.00	0	0	0	0	0.00
6	Shri Anurag Jatia	161621	0.10	0	0.00	0.00	0	0	0	0	0.00
7	Achal Exim Pvt. Ltd.	160697	0.10	0	0.00	0.00	0	0	0	0	0.00
8	Shri Akshay Amit Jatia	63974	0.04	0	0.00	0.00	0	0	0	0	0.00
9	Shri Ayush Amit Jatia	63974	0.04	0	0.00	0.00	0	0	0	0	0.00
10	Saubhagya Impex Pvt. Ltd.	40000	0.03	0	0.00	0.00	0	0	0	0	0.00
11	Winmore Leasing and Holdings	40000	0.03	0	0.00	0.00	0	0	0	0	0.00
12	Shri Ambika Trading Co. Pvt. Ltd.	40000	0.03	0	0.00	0.00	0	0	0	0	0.00
13	Shri Banwarilal Jatia	1176	0.00	0	0.00	0.00	0	0	0	0	0.00
14	Smt Lalita Devi Jatia	50	0.00	0	0.00	0.00	0	0	0	0	0.00
15	Smt Usha Devi Jatia	50	0.00	0	0.00	0.00	0	0	0	0	0.00
16	Shri Banwarilal Jatia	11	0.00	0	0.00	0.00	0	0	0	0	0.00
17	Shri Amit Jatia	1	0.00	0	0.00	0.00	0	0	0	0	0.00
TOTAL		96727476	62.19	0	0.00	0.00	0	0	0	0	62.19

(*) The term "encumbrance" has the same meaning as assigned to it in regulation 28(3) of the SAST Regulations, 2011



Dr. Shatadru Bangupat
Company Secretary

(I)(c)(i) Statement showing holding of securities (including shares, warrants, convertible securities) of persons belonging to the category "Public" and holding more than 1% of the total number of shares

Sr. No.	Name of the shareholder	Number of shares held	Shares as a percentage of total number of shares {i.e., Grand Total (A)+(B)+(C) indicated in Statement at para (I)(a) above}	Details of warrants		Details of convertible securities		Total shares (including underlying shares assuming full conversion of warrants and convertible securities) as a % of diluted share capital
				Number of warrants held	As a % total number of warrants of the same class	Number of convertible securities held	% w.r.t total number of convertible securities of the same class	
1	RAJIV HIMATSINGKA	12060000	7.75	0	0	0	0	0.00
2	ARISAIG PARTNERS (ASIA) PTE LTD. A/C ARISAIG INDIA FUND LIMITED	12296550	7.91	0	0	0	0	0.00
3	BAY CAPITAL INVESTMENTS LTD	7565630	4.86	0	0	0	0	0.00
4	TREE LINE ASIA MASTER FUND (SINGAPORE) PTE LTD	3282296	2.11	0	0	0	0	0.00
5	NEW LEAINA INVESTMENTS LIMITED	3225648	2.07	0	0	0	0	0.00
6	VIRTUS EMERGING MARKETS OPPORTUNITIES FUND	2430308	1.56	0	0	0	0	0.00
7	IIFL INC A/C VONTOBEL INDIA FUND	1709600	1.10	0	0	0	0	0.00
8	VONTOBEL FUND A/C VONTOBEL FUND EMERGING MARKETS EQUITY	1623963	1.04	0	0	0	0	0.00
9	SBI MAGNUM BALANCED FUND	1843300	1.19	0	0	0	0	0.00
10	SBI MAGNUM GLOBAL FUND	1700000	1.09	0	0	0	0	0.00
TOTAL		47737295	30.69	0	0	0	0	30.69



Westlife Development Limited

Munpate
Dr. Shatadru Songupta
Company Secretary

(I)(c)(ii) Statement showing holding of securities (including shares, warrants, convertible securities) of persons (together with PAC) belonging to the category "Public" and holding more than 5% of the total number of shares of the company

Sr. No.	Name(s) of the shareholder(s) and the Persons Acting in Concert (PAC) with them	Number of shares	Shares as a percentage of total number of shares (i.e., Grand Total (A)+(B)+(C) indicated in Statement at para (I)(a) above)	Details of warrants		Details of convertible securities		Total shares (including underlying shares assuming full conversion of warrants and convertible securities) as a % of diluted share capital
				Number of warrants	As a % total number of warrants of the same class	Number of convertible securities held	% w.r.t total number of convertible securities of the same class	
1	Rajiv Himatsingka	12060000	7.75	0	0	0	0	0.00
2	Arisaig Partners (Asia) Pte Ltd. A/C Arisaig India Fund Limited	12296550	7.91	0	0	0	0	0.00
TOTAL		24356550	15.66	0	0	0	0	15.66



Westlife Development Limited


Shatadru Sengupta
Dr. Shatadru Sengupta
Company Secretary

(I)(d) Statement showing details of locked-in shares

Sr. No.	Name of the shareholder	Number of locked-in shares	Locked-in shares as a percentage of total number of shares (i.e., Grand Total (A)+(B)+(C) indicated in Statement at para (I)(a) above)
			0.00
			0.00
TOTAL		0	0.00



Westlife Development Limited



Dr. Shatadru Sengupta
Company Secretary

(II)(a) Statement showing details of Depository Receipts (DRs)

Sr. No.	Type of outstanding DR (ADRs, GDRs, SDRs, etc.)	Number of outstanding DRs	Number of shares underlying outstanding DRs	Shares underlying outstanding DRs as a percentage of total number of shares {i.e., Grand Total (A)+(B)+(C) indicated in Statement at para (I)(a) above}
1				0.00
2				0.00
3				0.00
4				0.00
5				0.00
6				0.00
7				0.00
8				0.00
9				0.00
TOTAL		0	0	0.00



Mestlife Development Limited


Dr. Shaladru Sengupta
Company Secretary

(II)(b) Statement showing holding of Depository Receipts (DRs), where underlying shares held by "promoter/promoter group" are in excess of 1% of the total number of shares

Sr. No.	Name of the DR Holder	Type of outstanding DR (ADRs, GDRs, SDRs, etc.)	Number of shares underlying outstanding DRs	Shares underlying outstanding DRs as a percentage of total number of shares {i.e., Grand Total (A)+(B)+(C) indicated in Statement at para (I)(a) above}
1				0.00
2				0.00
3				0.00
4				0.00
5				0.00
6				0.00
7				0.00
8				0.00
9				0.00
TOTAL			0	0.00



Westlife Development Limited

[Signature]
Dr. Shatadru Sengupta
Company Secretary


(III)(a)

Statement showing the voting pattern of shareholders, if more than one class of shares/ securities is
(Give description of voting rights for each class of securities: Class X, Class Y, Class Z):

Not Applicable, as Company has only one class of security.



Westlife Development Limited


Dr. Shatadru Bengupta
Company Secretary